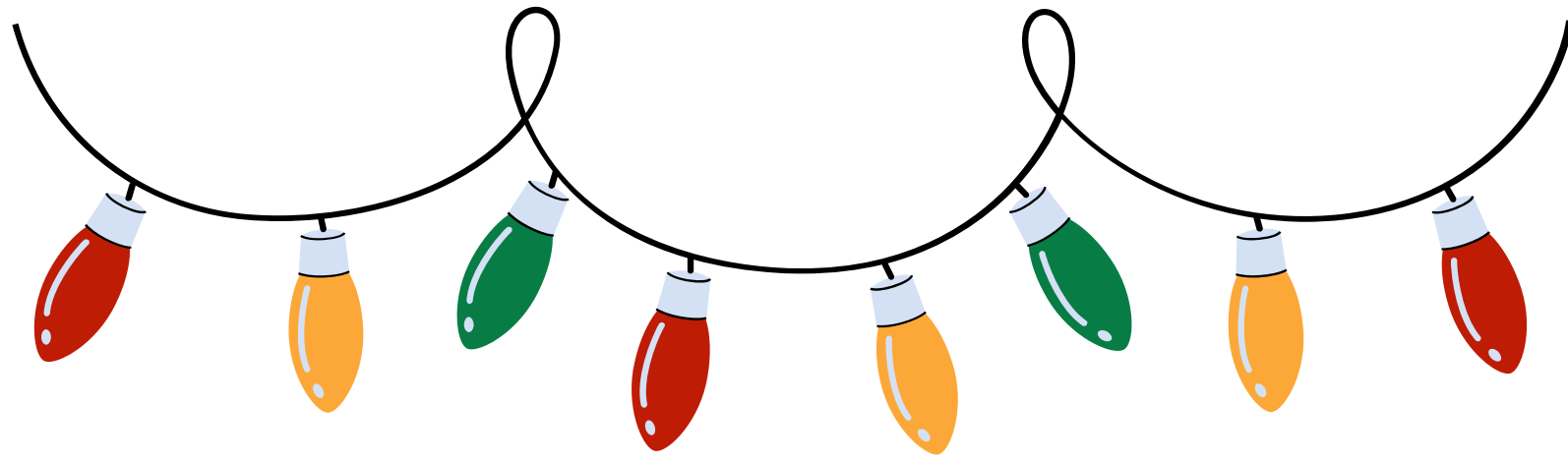




# CHRISTMAS ACTIVITY PACK



# MERRY QUIZMAS



- 1) How many of Santa's reindeer names start with 'D' - can you name them?
- 2) Which type of Christmas decoration is inspired by Spiders?
- 3) How many turtle doves feature in the 12 days of Christmas song ?
- 4) What is the name of The Grinch's pet dog?
- 5) In the victorian era postmen were named after which birds often associated with Christmas?
- 6) Which fruit is traditionally placed in stockings?
- 7) How many ghosts visit Scrooge in A Christmas Carol?
- 8) What is traditionally hidden inside a Christmas pudding ?
- 9) Which country started the tradition of putting up a Christmas tree?
- 10) What colour are mistletoe berries?

# COLLECTIVE NOUNS

Can you match up the collective nouns with the correct animals?

Herd

Camels

Murder

Fish

Prickle

Crows

Caravan

Cats

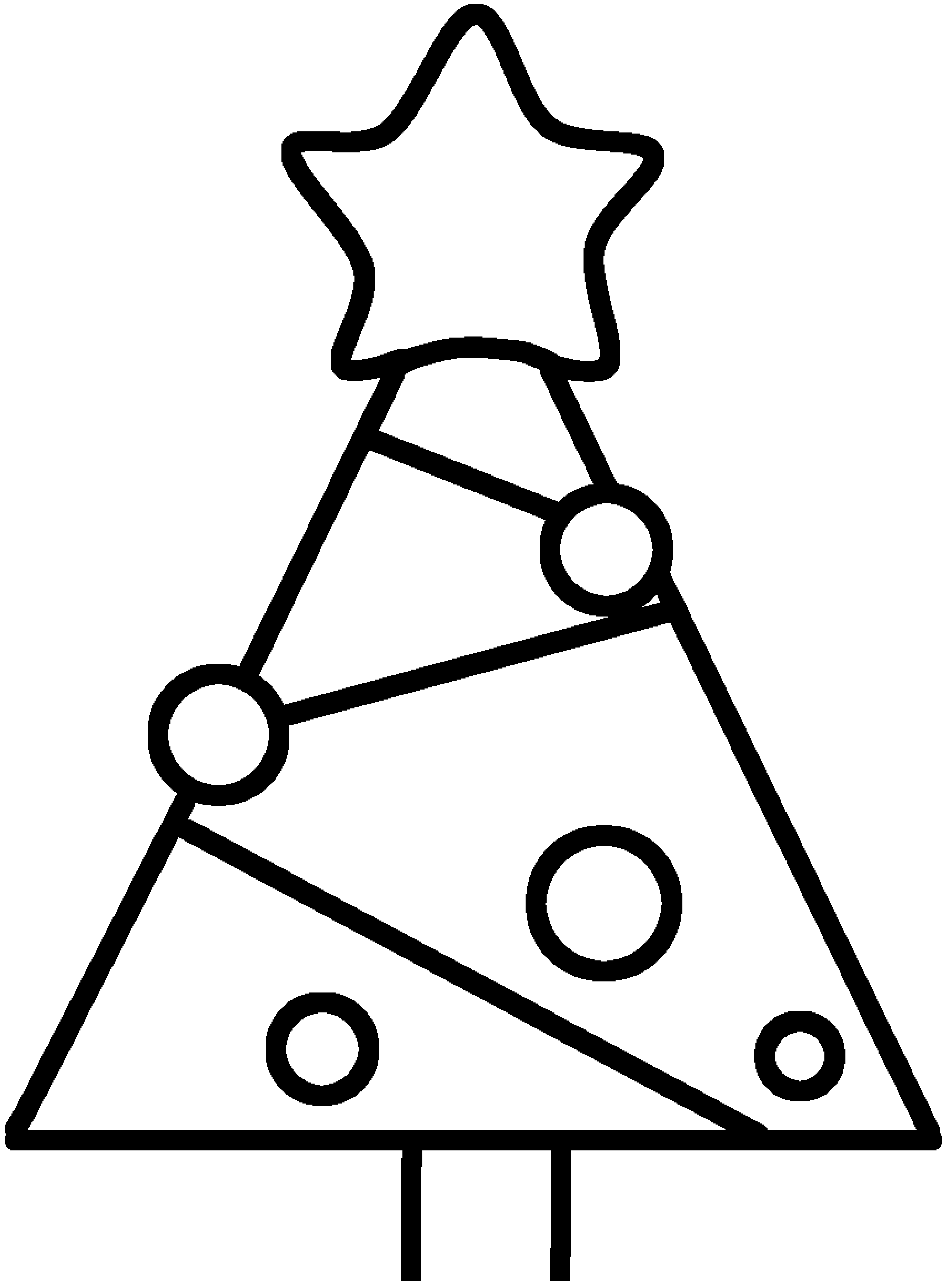
School

Elephants


Clowder

Hedgehogs

# CHRISTMAS COLOURING




# CRAFTY CHRISTMAS



## Make your own Christmas Tree Ornament


You will need – Reasonably thick cardboard, scissors, glue, string or twine, wool or yarn, and buttons, beads, or sequins.

Hot glue is best but not suitable for use by children. PVA is the next best thing but will need to dry between stages.



### Stage One

Cut out your cardboard tree shape.  
(Template can be found at the end of the instructions)



### Stage Two

Using your chosen type of glue, wrap string or twine around the trunk of the tree.



# CRAFTY CHRISTMAS




## Make your own Christmas Tree Ornament



### Stage Three

Glue or tape a loop of thread to the top for hanging on the tree.



### Stage Four

Using your chosen glue, wrap coloured yarn or string around the tree. Ensure there are no gaps between the layers.



### Stage Five

Decorate with buttons, beads, sequins, or anything you choose to make your tree decoration festive.

# **CRAFTY CHRISTMAS**

Make your own Christmas Tree Ornament

## **Template**



**Have fun and Merry Christmas!**



# HOW YOU CAN HELP WADARS

We hope you have enjoyed this activity pack. At Wadars we rely almost entirely on donations and fundraising from our local community. If you would like to help us you can donate or even hold your own fundraiser!

**£5** could pay for an enrichment toy for a rabbit

**£10** could cover the cost of microchipping a dog

**£20** could provide a bed for one of the pens in our cattery

**£50** could pay for a wildlife pen in which to house orphaned hedgehogs

If you would like to make a donation or find out more you can visit our website [www.wadars.co.uk/supportus/](http://www.wadars.co.uk/supportus/) or email [enquiries@wadars.co.uk](mailto:enquiries@wadars.co.uk)





**Thank you**



# Quiz answers

- 1) Dancer, Dasher and Donner
- 2) Tinsel
- 3) Two
- 4) Max
- 5) Robins
- 6) Orange
- 7) Four
- 8) A coin
- 9) Germany
- 10) White





# Contact Us

**[www.wadars.co.uk](http://www.wadars.co.uk)**

**01903 247 111**

**[enquiries@wadars.co.uk](mailto:enquiries@wadars.co.uk)**

